



FITNESS

THE HEALTHY COOKBOOK

EAT BETTER. TRAIN BETTER.

WWW.JAMIECARROLLFITNESS.COM

**THE HEALTHY
COOKBOOK**
EAT BETTER. TRAIN BETTER.



Welcome to this edition of The Healthy Cookbook.

When we think of starting a health regime or a new diet, plain and boring foods often spring to mind. Well I want to show you how your meals can be so much more than just boiled chicken and broccoli, so you enjoy what you eat, and most of all enjoy your new healthy lifestyle.

Inside are some of my favourite and most delicious, mouth watering meals and treats I can conjure up in the kitchen. I hope after trying a few of these, it will expand your horizons and give you the inspiration needed to experiment with new recipes while becoming your very best self.

Jamie Carroll

Coach



DISCLAIMER

The recipes and information in this book have been created for the ingredients and techniques indicated. The publisher/author is not responsible for any specific health or allergy needs that require supervision nor any adverse reactions you may have to the recipes in this book - whether you have followed them as written or have modified them to suit your dietary requirements. Any nutritional advice and information provided in this book is based on the author's own experiences, research and knowledge. The information provided is not to be used in place of proper medical advice.



CONTENTS

BREAKFASTS

- Cherry Ripe Smoothie 8
- Berry Bowl 10
- Eggs with Hollandaise 12
- Miso Mushrooms on Toast 14
- Basil Eggs 16
- Overnight Espresso oats 18
- Almond Butter Pancakes 20

SIDES & SMALL PLATES

- Asparagus and Brie Crostini 24
- Parsnip Chips 26
- Watermelon Salad 28
- Stuffed Tomatoes 30
- Haloumi Lentil Salad 32
- Chicken Dumplings 34
- Chicken Skewers 36

MAINS

- Chicken Hot Dogs 40
- Chilli Con Carne 42
- Creamy Chickpea Pasta 44
- Vegetarian Green Curry 46
- Thai Beef Salad 48
- Prawns & Scallops 50
- Chicken and Sweetcorn Soup 52
- Mediterranean Bake 54
- Lamb Curry 56
- Parmesan Crusted Chicken 58
- Pumpkin Mac and Cheese 60
- Easy Pilaf 62

DESSERTS

- Cookie Dough Balls 66
- Sweet Potato Muffins 68
- Mango Parfait 70
- Strawberry Sorbet 72

KEY

- V** VEGETARIAN
 - VE** VEGAN
 - DF** DAIRY FREE
 - GF** GLUTEN FREE
 - N** CONTAINS NUTS
 - Q** QUICK
-



BREAKFASTS





Cacao nibs are nature's chocolate chips. They're small pieces of cocoa beans that are fermented and dried.



SERVES 1 | TOTAL TIME: 5 MINUTES

GF V VE DF

INGREDIENTS

250ml **coconut milk**
1 scoop **chocolate protein powder** (vegan if required)
140g **cherries**, pits removed
1 tbsp of **walnuts**
1 tbsp **desiccated coconut**
1 tbsp **cacao nibs**

INSTRUCTIONS

Add all ingredients to the blender, except the cacao nibs, and blitz until smooth. Transfer to a tall glass and top with cacao nibs and a couple of extra cherries.

CHERRY RIPE SMOOTHIE

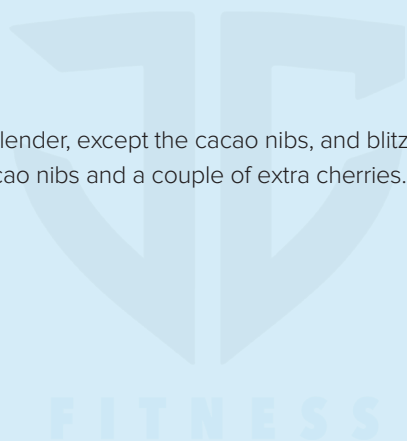
407
CALORIES

25
PROTEIN

34
CARBS

19
FATS

4
FIBRE





SERVES 2 | TOTAL TIME: 10 MINUTES



INGREDIENTS

- 300g frozen **mixed berries**
- 2 frozen **banana**
- 250ml **almond milk**
- 2 scoops **vanilla protein powder** (vegan if required)
- 2 tbsp **ground flax**
- 1 tbsp **black chia seeds**
- 2 tbsp **almonds**, chopped

INSTRUCTIONS

Reserve a handful of berries for serving.

Add the remaining berries, banana, almond milk, protein powder and ground flax to the blender and blitz until smooth.

Transfer to two serving bowls, top with reserved berries, chia seeds and almonds.

BERRY BOWL

506
CALORIES

37
PROTEIN

49
CARBS

18
FATS

16
FIBRE



SERVES 2 | TOTAL TIME: 15 MINUTES

GF

INGREDIENTS

4 **eggs**
60ml **milk**
2 tsp **butter**
2 **Scones**, halved (gluten-free if required), toasted
200g shaved **ham**
2 tbsp **hollandaise sauce**

INSTRUCTIONS

Start by whisking the eggs and the milk together.

Next, melt the butter in a medium-sized frying pan. Add the eggs and cook on a low-medium heat, gently moving stirring the eggs. Remove from the heat just before they're fully cooked.

Top the toasted scones with egg, ham and hollandaise sauce. Season with salt & cracked pepper.

EGGS WITH HOLLANDAISE

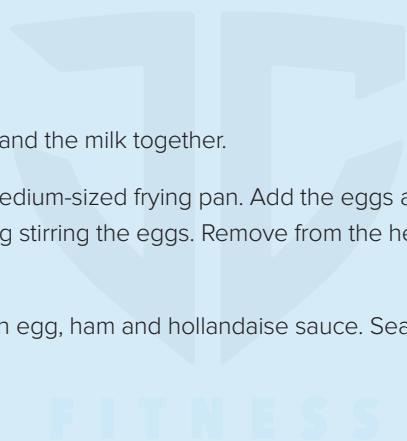
528
CALORIES

36
PROTEIN

33
CARBS

28
FATS

2
FIBRE





SERVES 1 | TOTAL TIME: 15 MINUTES

GF V VE DF

INGREDIENTS

1 tbsp **olive oil**
1 **clove garlic**, minced
200g **mushrooms**
30g **white miso paste**
10ml **tamari**
120ml **water**
1 tbsp **chives**
1 slice **rye bread**, toasted (gluten-free if required)

INSTRUCTIONS

In a medium-sized frying pan, heat the olive oil. Add the mushrooms and cook for 5 minutes or until browned.

Stir in the miso, tamari and water and cook for another 2-3 minutes.

Top toast with mushrooms, chives, salt & cracked pepper.

MISO MUSHROOMS ON TOAST

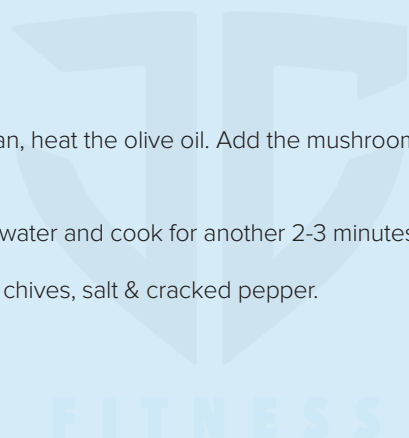
390
CALORIES

12
PROTEIN

45
CARBS

18
FATS

9
FIBRE



To tell if an egg is raw or hard-cooked, spin it! If the egg spins easily, it is hard-cooked but if it wobbles, it is raw



SERVES 4 | TOTAL TIME: 20 MINUTES



INGREDIENTS

- 8 rashers **bacon**
- 8 **eggs**
- 2 **avocados**
- 10g **basil**, chopped
- 25g **spinach**
- 1/2 **lemon juice**

INSTRUCTIONS

Start by boiling the eggs. Place them in a medium-sized saucepan, cover with water and bring to a boil. Once boiling cook for 4-5 minutes.

Meanwhile, bring a large non-stick frying pan to medium high heat and cook bacon rashers for 3-4 minutes each side.

Once the eggs are cooked, peel under cold running water. Slice the eggs into halves.

Toss the eggs with basil, spinach, lemon juice, salt & cracked pepper.

Divide eggs and bacon on 4 plates and serve hot.

BASIL EGGS

415
CALORIES

27
PROTEIN

3
CARBS

33
FATS

3
FIBRE



SERVES 1 | TOTAL TIME: 5 MINUTES (PLUS 8 HOURS REFRIGERATION)

GF V VE DF

INGREDIENTS

45g **oats** (gluten-free if required)

1 tsp **honey**

125g **coconut yoghurt**

60ml **espresso**

1 scoop **chocolate protein powder** (vegan if required)

1/2 tbsp **cacao nibs**

INSTRUCTIONS

Add the oats to a bowl or jar along with the honey, coconut yoghurt, espresso and protein powder. Mix to combine, cover and place in the fridge overnight.

Before serving top with cacao nibs.

OVERNIGHT ESPRESSO OATS

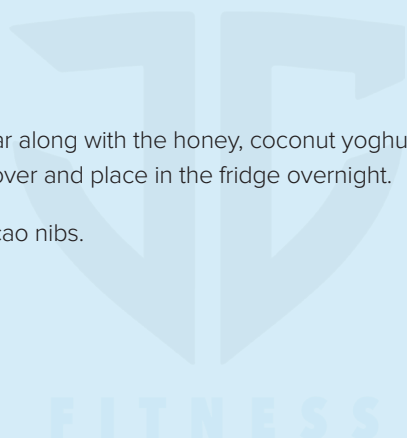
415
CALORIES

38
PROTEIN

41
CARBS

11
FATS

6
FIBRE



Most food historians say that the earliest pancake-like dish, known as Alita Dolcia (“another sweet” in Latin), was made by Romans in the 1st century.



SERVES 3 | TOTAL TIME: 20 MINUTES



INGREDIENTS

150g **wholewheat flour**
1 tsp **baking powder**
Pinch of **sea salt**
300ml **almond milk**
100g **almond butter**
1 tbsp **honey**
2 tbsp **coconut oil**

INSTRUCTIONS

Start by mixing together the flour, baking powder and salt.

Whisk together the almond milk, almond butter and honey. Pour the wet mixture into the dry mixture and whisk to combine.

Bring a large frying pan to medium heat and melt coconut oil.

Pour the mixture into the frying pan and cook for about four minutes or until you see bubbles appearing. Flip and cook for another minute on the other side.

Keep cooked pancakes warm while you prepare the rest.

Serve with a little maple syrup, optional.

ALMOND BUTTER PANCAKES

375
CALORIES

11
PROTEIN

31
CARBS

23
FATS

6
FIBRE

SIDES & SMALL PLATES







SERVES 6 | TOTAL TIME: 35 MINUTES

V

INGREDIENTS

1 long **baguette**, sliced

60ml **olive oil**

1 bunch **asparagus**, cut in half lengthways and chopped in half

100g soft **brie**, sliced

INSTRUCTIONS

Start by preheating the oven to 200°C/400°F/gas 6. Line 2 baking trays with baking paper.

Toss the asparagus in 1 1/2 tbsp olive oil and lay on one of the baking trays. Place in the oven and cook for 15 minutes.

Brush both sides of the baguette slices with the remaining olive oil and lay on the other baking tray. Cook for 10 minutes or until golden.

Place the slices of brie on the baguette and top with asparagus. Season with salt & cracked pepper.

ASPARAGUS AND BRIE CROSTINI

214
CALORIES

7
PROTEIN

15
CARBS

14
FATS

2
FIBRE

The parsnip is a root vegetable closely related to the carrot.



SERVES 4 | TOTAL TIME: 60 MINUTES

GF V VE DF

INGREDIENTS

6 **parsnips**, peeled and cut into thin sticks

125ml crunchy **peanut butter**

1 tbsp **olive oil**

Pinch **sea salt**

INSTRUCTIONS

Preheat oven to 200°C/400°F/gas 6. Line a baking tray with baking paper.

In a large bowl, mix together the peanut butter, olive oil and sea salt.

Add the parsnips to the bowl and toss to coat.

Lay the parsnip chips on the baking tray (you might need two). Place in the oven and cook for 40-45 minutes or until crispy.

Serve hot.

PARSNIP CHIPS

285
CALORIES

12
PROTEIN

21
CARBS

17
FATS

9
FIBRE



SERVES 4 | TOTAL TIME: 25 MINUTES

GF V VE DF

INGREDIENTS

For the dressing:

2 tbsp **honey**

2 tbsp **lime juice**

1 tbsp **olive oil**

Pinch **salt**

For the **salad**:

600g **watermelon**, cut into cubes

2 heirloom **tomatoes**, cut into cubes

1 large **cucumber**, cut into cubes

15g **fresh mint**, leaves torn

65g **feta**, crumbled

INSTRUCTIONS

To make the dressing, whisk together the honey, lime, olive oil and salt. Set aside.

In a large bowl, toss together the watermelon, tomato, cucumber and mint.

Drizzle dressing all over and gently toss to combine. Finally, top with crumbled feta.

WATERMELON SALAD

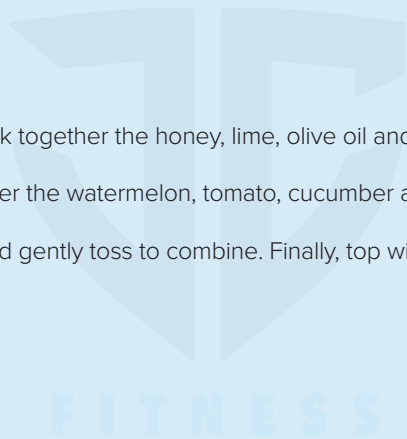
184
CALORIES

5
PROTEIN

23
CARBS

8
FATS

2
FIBRE



Tinned tuna is a good source of essential nutrients, including: omega-3 fatty acids, high quality protein and Vitamin D.



SERVES 2 | TOTAL TIME: 25 MINUTES

GF DF

INGREDIENTS

2 large **tomatoes**
100g tinned **tuna** in springwater, drained
2 tbsp **capers**
2 tbsp **kalamata olives**
1 tbsp **olive oil**
Salt and cracked pepper
30g **fresh parsley**, leaves chopped

INSTRUCTIONS

Using a sharp knife, slice the top off each of the tomatoes. Carefully scoop out the insides of the tomatoes and transfer to a large bowl. (chopping up any large bits).

In a medium-sized bowl, mix together the tuna, capers, olives, salt & cracked pepper. Mix in the chopped tomatoes then fold through the parsley.

Spoon the mixture back into the tomatoes and serve.

STUFFED TOMATOES

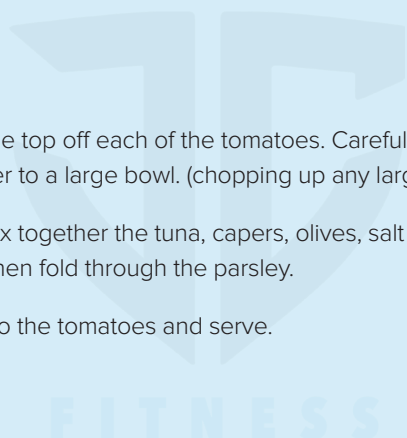
158
CALORIES

14
PROTEIN

3
CARBS

10
FATS

3
FIBRE





SERVES 4 | TOTAL TIME: 20 MINUTES

GF V

INGREDIENTS

2 tsp **olive oil**
180g **haloumi**, cut into 7 large slices
1 x (420g) can **brown lentils**, rinsed and drained
1/4 **red cabbage**, chopped
1 large **carrot**, grated
60g **spinach**
For the dressing:
100g **Greek yoghurt**
3 tbsp **wholegrain mustard**
1 tbsp **honey**
Salt & cracked pepper

INSTRUCTIONS

Heat the olive oil in a large frying pan. Add the slices of haloumi and cook for 3-4 minutes each side or until golden. Transfer to a plate and set aside.

Add the lentils to the same pan and heat for 2-3 minutes.

Toss the cabbage, carrot and spinach together in a medium sized bowl. Add the lentils and gently toss through.

Lay the slices of cooked haloumi on top.

Whisk together all the dressing ingredients and drizzle over the salad.

HALOUMI LENTIL SALAD

317
CALORIES

20
PROTEIN

21
CARBS

17
FATS

5
FIBRE

Make sure you don't overfill your dumplings. Keep them on the smaller side to stop them from bursting.



SERVES 4 | TOTAL TIME: 65 MINUTES

DF

INGREDIENTS

250g **chicken mince**
2 tbsp **fresh coriander**
2 stalks **spring onion**, chopped
2 tsp **fresh ginger**, minced
1 **clove garlic**, minced
1/4 tsp **Chinese five-spice**
1/4 tsp **salt**
30 **dumpling wrappers**

INSTRUCTIONS

Place all ingredients, except the dumpling wrappers in a food processor and blend until finely chopped.

Place 1 tsp of chicken mixture in each dumpling wrapper. Wet the edges with a little water and fold in half to create a semi circle. Firmly push the edges together to seal. Continue until all dumpling wrappers have been filled.

Place a steamer lined with baking paper over simmering water. Cook dumplings, in batches, for 15 minutes or until tender and cooked through.

Serve with soy sauce, optional.

CHICKEN DUMPLINGS

159
CALORIES

10
PROTEIN

23
CARBS

3
FATS

0
FIBRE



SERVES 2 | TOTAL TIME: 45 MINUTES

GF DF

INGREDIENTS

1 tbsp **peanut butter**
2 tbsp **ketjap manis** (or thick **soy sauce**)
1 tsp **ginger**, minced
1 tsp **chilli flakes**
250g **chicken breast**, cut into cubes
1 **red onion**, cut into thick slices
1 **red bell pepper**, cut into cubes

INSTRUCTIONS

In a medium-sized shallow dish, mix together the peanut butter, ketjap manis, ginger and chilli flakes. Add the chicken and toss to coat. Allow to marinate for 15 minutes.

Thread the chicken, red onion and bell pepper onto the skewers.

Heat a chargrill plate to medium-high heat and cook the skewers for 3-4 minutes each side or until fully cooked through.

CHICKEN SKEWERS

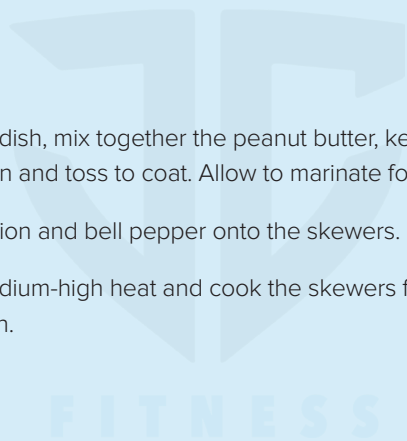
283
CALORIES

39
PROTEIN

16
CARBS

7
FATS

3
FIBRE



MAIN COURSES







SERVES 4 | TOTAL TIME: 30 MINUTES

GF DF

INGREDIENTS

For the **sauce**:

3 tbsp yellow **mustard**

2 1/2 tbsp **honey**

1/2 small sweet **onion**, diced

For the hot dogs:

4 **chicken sausages**

1 **brown onion**, thinly sliced

4 **hot dog buns** (gluten-free if required)

4 **dill pickles**, sliced

1 small **romaine lettuce heart**, thinly sliced

INSTRUCTIONS

To make the sauce, whisk together the mustard honey and sweet onion. Set aside.

Bring the grill to high heat and cook sausages and sliced onion for 10-12 minutes or until fully cooked.

Place a sausage in each bun and add onion, pickles, lettuce and honey mustard sauce.

CHICKEN HOT DOGS

350
CALORIES

18
PROTEIN

56
CARBS

6
FATS

5
FIBRE

In Spanish, the term “chile con carne” translates to chilli with meat.



SERVES 6 | TOTAL TIME: 60 MINUTES

GF DF

INGREDIENTS

1 tbsp **olive oil**
1 **brown onion**, diced
2 **cloves garlic**, minced
2 tsp **ground paprika**
2 tsp **ground cumin**
1 tsp **garlic powder**
1 tsp **onion powder**
1 tsp **oregano**
1/2 tsp **cayenne pepper**
400g lean **beef mince**
400g button **mushrooms**, chopped
1 **red bell pepper**, chopped
1 x (400g) can **red kidney beans**, rinsed and drained
500ml **passata**
1 tsp **coconut sugar**
10g **coriander**, leaves picked

INSTRUCTIONS

Start by heating the oil in a large saucepan or wok. Add the onion and cook for 5 minutes or until translucent. Add the garlic and all the spices and cook for another 2 minutes.

Next, add the beef and cook for about 5 minutes, breaking up any larger chunks.

Add the mushrooms, bell pepper and kidney beans and cook for another 2-3 minutes.

Finally, stir through the passata and coconut sugar.

Bring to a boil, then reduce to a simmer and cook for 35-40 minutes or until sauce has thickened.

Serve with fresh coriander.

CHILLI CON CARNE

318
CALORIES

30
PROTEIN

27
CARBS

10
FATS

7
FIBRE



SERVES 3 | TOTAL TIME: 40 MINUTES



INGREDIENTS

150g **penne** (uncooked)
2 tsp **olive oil**
1 **brown onion**, diced
2 **cloves garlic**, minced
2 stalks **celery**, diced
1 tbsp **all purpose flour**
1 tbsp **nutritional yeast**
1 tsp **paprika**
250ml canned **coconut milk**
250ml **vegetable stock**
1 x (400g) tin **chickpeas**, rinsed and drained

INSTRUCTIONS

Start by cooking the pasta according to packet instructions.

Heat the olive oil in a large frying pan, add the onion and cook for 5 minutes or until translucent. Add the garlic and celery and cook for another 5 minutes.

In a small bowl, mix together the flour, nutritional yeast, paprika, coconut milk and vegetable stock. Pour into the frying pan along with the chickpeas and stir to combine.

Bring to a simmer and season with salt and pepper.

Allow the sauce to simmer on a low heat for 3-5 minutes, stirring regularly.

Toss cooked penne through the pasta and divide between 3 bowls.

CREAMY CHICKPEA PASTA

482
CALORIES

18
PROTEIN

62
CARBS

18
FATS

9
FIBRE



SERVES 3 | TOTAL TIME: 40 MINUTES



INGREDIENTS

100g dried **vermicelli noodles**
2 tbsp **green curry paste**
1/2 **brown onion**
1/2 long green **chilli**
60g **spinach**
700ml **vegetable stock**
2 tsp **avocado oil**
500g **cauliflower**
500g **broccoli**
400ml **coconut milk**
2 tbsp **lime juice**
Fresh coriander, leaves picked

INSTRUCTIONS

Start by cooking the noodles according to packet instructions. Drain and set aside.

Place the paste, onion, chilli, spinach and 80ml vegetable stock in a food processor or blender and blitz until smooth.

Heat the avocado oil in a large frying pan, add the broccoli, cauliflower and stock and bring to a boil. Reduce the heat and allow the vegetables and broth to simmer for 10 minutes.

Sir through the prepared curry paste, coconut milk and lime juice. Allow to simmer for another 5 minutes.

Divide noodles between 4 bowls, followed by the curry. Top with fresh coriander.

VEGETARIAN GREEN CURRY

449
CALORIES

14
PROTEIN

42
CARBS

25
FATS

10
FIBRE



SERVES 4 | TOTAL TIME: 35 MINUTES

GF DF

INGREDIENTS

2 tsp **olive oil**

2 tbsp **tamari**

2 tsp **chilli flakes**

Sea salt & cracked pepper

500g **beef rump steak**

1 **red bell pepper**, sliced into matchsticks

1 large **cucumber**, sliced into matchsticks

1 large **carrot**, cut into matchsticks

80g **rocket**

INSTRUCTIONS

In a medium-sized shallow dish, mix together the olive oil, tamari, chilli flakes, salt & cracked pepper.

Place the beef in the dish and turn to coat.

Allow the beef to marinate for 10 minutes while you prepare the salad. Toss together the bell pepper, cucumber, carrot and rocket.

Bring the griddle to medium-high heat and cook steak for 3-4 minutes each side or until cooked to your liking.

Allow the steak to rest for 5 minutes before slicing into 0.5-1cm slices.

Place steak on top of salad, drizzle with dressing and season with sea salt & cracked pepper.

THAI BEEF SALAD

374
CALORIES

55
PROTEIN

7
CARBS

14
FATS

3
FIBRE

When buying radicchio, look for fresh, compact and bright wine-red coloured vegetables with prominent mid-ribs.



SERVES 4 | TOTAL TIME: 30 MINUTES

GF DF

INGREDIENTS

1 **radicchio**, cut into thin wedges

60g **rocket**

60ml **red wine vinegar**

2 tbsp **olive oil**

1 tsp **honey**

Salt & cracked pepper

500g cooked king **prawns**

400g **scallops**

INSTRUCTIONS

Start by arranging the radicchio and rocket on a large serving plate.

Add the red wine vinegar, olive oil, honey, salt & cracked pepper to a jar and shake well to combine.

Spray the grill plate with olive oil cooking spray and bring to a medium-high heat.

Cook the scallops for 1-2 minutes each side or until lightly golden.

Lay the prawns and scallops on the serving plate.

Drizzle dressing all over.

PRAWNS & SCALLOPS

279
CALORIES

49
PROTEIN

5
CARBS

7
FATS

3
FIBRE



SERVES 4 | TOTAL TIME: 80 MINUTES

GF DF

INGREDIENTS

1kg **chicken**
2 **carrots**, chopped
2 sticks **celery**, chopped
1 **brown onion**, chopped
1 tsp **peppercorns**
10g **lemon thyme**
2 tsp **sesame oil**
1/2 tsp **ground ginger**
1L **chicken stock**
1 x (400g) tin creamed **corn**
2 tbsp **corn flour**
2 tbsp **soy sauce** (**tamari** if gluten-free)
2 **egg whites**

INSTRUCTIONS

Place the chicken in large pot filled with water, carrots, celery, thyme and peppercorns.

Cover with water and bring to a boil. Place a lid on and cook for about 45 minutes or until the chicken is fully cooked. Remove the chicken from the pot and drain the water, keeping the vegetables in the pot.

Once the chicken has cooled, shred using 2 forks and set aside.

Add the sesame oil and ginger to the vegetables and pan fry for 1-2 minutes.

Next, add the stock and creamed corn and once again bring to a boil.

In a small bowl, mix together the corn flour and soy sauce. Add to the pot and simmer for about 10 minutes. Return the chicken to the pot and simmer for another 5 minutes.

Beat the egg whites with a little cold water and once they start to foam add them to the pot. Stir to combine and remove from the heat.

Divide between 4 bowls and serve with cracked pepper.

CHICKEN AND SWEETCORN SOUP

371
CALORIES

55
PROTEIN

22
CARBS

7
FATS

3
FIBRE

Aubergines are best stored in a cool place, outside the fridge.



SERVES 4 | TOTAL TIME: 50 MINUTES



INGREDIENTS

3 **aubergines**, thinly sliced
2 large **courgette**, thinly sliced
500g baby **tomatoes**
60ml **olive oil**
1 tsp **dried basil**
2 **cloves garlic**, finely chopped
100g **feta**
Fresh parsley, leaves picked

INSTRUCTIONS

Preheat oven to 200°C/400°F/gas 6. Lay the aubergine, courgette and tomatoes in an oven proof dish.

In a small bowl, mix together the olive oil, basil and garlic. Pour over the vegetables.

Place the vegetables in the oven and bake for 30-35 minutes. At the 15 minute mark, crumble the feta all over the vegetables.

Top with fresh parsley and serve.

MEDITERRANEAN BAKE

320
CALORIES

16
PROTEIN

19
CARBS

20
FATS

14
FIBRE



SERVES 5 | TOTAL TIME: 80 MINUTES

GF

INGREDIENTS

2 tsp **cumin seeds**
2 tsp **coriander seeds**
6 **cardamom pods**
1 tsp **chili flakes**
1 tbsp **ground turmeric**
1 tbsp **garam masala**
1 **brown onion**, roughly chopped
2 tsp **fresh ginger**, minced
2 **cloves garlic**, minced
1 tbsp **coconut oil**
1kg **lamb**, cut into cubes
200g **tomatoes**, chopped
500g thick **yoghurt**
100g **spinach**
35g **cashews**

INSTRUCTIONS

In a small frying pan, dry fry the cumin seeds, coriander seeds, cardamom pods, chilli flakes, turmeric and garam masala for about 1 minute. Transfer spices, onion, ginger and garlic to a food processor and blitz until combined.

Next heat the oil in deep frying pan. Add the spice mix and the lamb and cook for 3-4 minutes.

Add the tomatoes and yoghurt to the pan and stir to combine. Allow to simmer on a low heat for 1 hour or until lamb is tender.

Stir through the spinach and remove from the heat.

Divide between 5 bowls and top with chopped cashews.

LAMB CURRY

436
CALORIES

52
PROTEIN

12
CARBS

20
FATS

2
FIBRE

Did you know, only cheese from the Parma or Reggio area can legally be called "Parmesan" cheese.



SERVES 4 | TOTAL TIME: 45 MINUTES

GF

INGREDIENTS

4 slices **rye bread**
80g **parmesan cheese**
1 tsp **dried thyme**
1 1/2 **lemons**, juiced and finely zested
Salt & cracked pepper
4 small **chicken breasts**

INSTRUCTIONS

Preheat oven to 200°C/400°F/gas 6. Line a baking tray with baking paper.

Place the bread in a food processor and blitz until the bread is broken in to large breadcrumbs.

Lay the breadcrumbs on the baking tray and toss with parmesan, thyme, lemon zest, salt & cracked pepper.

Transfer lemon juice to a shallow dish and dip each chicken breast in the lemon. Next, roll each chicken breast in the breadcrumbs.

Return chicken breast to the tray, place in the oven and cook for 20 minutes or until chicken is fully cooked through.

Serve immediately.

PARMESAN CRUSTED CHICKEN

482
CALORIES

60
PROTEIN

38
CARBS

10
FATS

8
FIBRE

60



SERVES 4 | TOTAL TIME: 65 MINUTES

GF V VE DF

INGREDIENTS

1kg **pumpkin**
2 tbsp **olive oil**, divided
250g **penne pasta**, uncooked (gluten-free if required)
1 **brown onion**, diced
1/2 tsp **nutmeg**
20g **fresh sage**, finely chopped
2 tbsp **arrowroot flour**
200ml **almond milk**
4 tbsp **nutritional yeast**
4 tbsp **vegan parmesan cheese**

INSTRUCTIONS

Preheat oven to 200°C/400°F/gas 6. Line a baking tray with baking paper. Toss pumpkin in 2 tbsp olive oil. Place in the oven and cook for 40-45 minutes or until soft.

Meanwhile, cook pasta according to packet instructions.

Heat the remaining olive oil in a medium-sized frying pan and cook onion for 5 minutes or until translucent. Stir through the nutmeg and sage for 1 minute then remove from the heat. Transfer cooked onion to a blender along with the arrowroot starch, almond milk, nutritional yeast and vegan parmesan. Blitz until well combined.

Transfer sauce to a deep frying pan and heat over a low-medium heat, whisking frequently for about 5 minutes or until the sauce is heated through and slightly thickened.

Stir through the cooked pasta and divide between 4 bowls. Top with fresh sage, salt & cracked pepper.

PUMPKIN MAC AND CHEESE

498
CALORIES

17
PROTEIN

76
CARBS

14
FATS

8
FIBRE

It's believed that the earliest forms of our modern word "Pilaf" are the Indo Aryan words "Pula", meaning a dish of rice & meat.



SERVES 4 | TOTAL TIME: 35 MINUTES

GF V VE DF

INGREDIENTS

1 tbsp **olive oil**
1 **brown onion**, diced
300g **basmati rice**
2 tsp **dried parsley**
1 **cinnamon stick**
1/2 tsp **onion powder**
500g **courgette**
625ml **vegetable stock**
60g **raisins**
60g **pistachios**

INSTRUCTIONS

Start by heating olive oil in a large frying pan.

Add the onion and cook for 5 minutes or until translucent.

Add the rice, courgette, dried parsley, cinnamon stick and onion powder. Cook for another 3 minutes.

Next, add the stock and raisins and stir to combine. Cover with a lid and cook on a low heat for 25 minutes or until rice is cooked.

Divide between 4 bowls and top with pistachios.

EASY PILAF

489
CALORIES

13
PROTEIN

80
CARBS

13
FATS

5
FIBRE

DESSERTS







SERVES 10 | TOTAL TIME: 15 MINUTES (PLUS 2 HOURS REFRIGERATION)

COOKIE DOUGH BALLS

V

INGREDIENTS

90g **oat flour**
60g **cashew butter**
30g **cashews**
60ml **maple syrup**
25g **choc chips**

INSTRUCTIONS

Add the oat flour, cashew butter, cashews and maple syrup to your food processor and blitz until combined.

Gently stir through the choc chips.

Roll the mixture into 10 bite-sized balls and place in the fridge for 2 hours.

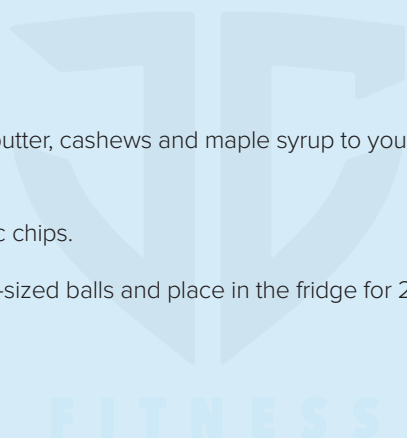
90
CALORIES

2
PROTEIN

7
CARBS

6
FATS

8
FIBRE



Sweet potatoes are high in beta carotene, vitamins E and C, iron, potassium and vitamin B6!



SERVES 12 | TOTAL TIME: 55 MINUTES



INGREDIENTS

350g **sweet potato**, cooked and mashed

175ml **coconut milk** (from a carton)

3 tbsp **maple syrup**

1/2 tsp **vanilla essence**

240g **flour**

2 tsp **baking powder**

1 tsp **ground cinnamon**

1/2 tsp **nutmeg**

INSTRUCTIONS

Start by preheating oven to 180°C/350°F/gas 5. Add muffin liners to a 12 case muffin tin.

Place the cooked mashed sweet potato, coconut milk, maple syrup and vanilla essence in a blender and blitz until combined.

In a large bowl, mix together the flour, baking powder, cinnamon and nutmeg.

Transfer the wet ingredients to the dry ingredients and gently mix to combine.

Place muffin mixture in the prepared muffin tray.

Place in the oven and cook for 25-30 minutes.

Allow to cool for 10 minutes before serving.

SWEET POTATO MUFFINS

117
CALORIES

2
PROTEIN

25
CARBS

1
FATS

1
FIBRE



SERVES 2 | TOTAL TIME: 15 MINUTES (PLUS 25 MINUTES REFRIGERATION)

GF V VE DF

INGREDIENTS

2 **mangoes**
2 tbsp **coconut oil**
25g **walnuts**, chopped
50g ground **pistachios**
20g **raspberries**

INSTRUCTIONS

Place the mango and coconut oil in a blender and blitz until smooth.

Transfer a 1/4 of the mixture into 2 serving glasses.

Next, add a layer of walnuts and then top with mango and continue until all mango and walnuts have been added.

Sprinkle with ground pistachios and raspberries.

Refrigerate for 25 minutes before serving.

MANGO PARFAIT

503
CALORIES

9
PROTEIN

38
CARBS

35
FATS

9
FIBRE

Sorbet is a great low-fat and dairy-free replacement to ice-cream.



SERVES 4 | TOTAL TIME: 10 MINUTES (PLUS 8 HOURS)

GF V VE DF

INGREDIENTS

1kg **strawberries**
125ml **lemon juice**
1 tbsp **coconut sugar**

INSTRUCTIONS

Place the strawberries on a couple of large baking trays and place in the freezer for 8 hours or overnight.

Transfer strawberries, lemon juice and coconut sugar to a blender or food processor and blitz until smooth.

Either serve immediately or place in a 1L freezer safe tub.

STRAWBERRY SORBET

94
CALORIES

2
PROTEIN

21
CARBS

0
FATS

4
FIBRE



FITNESS



THE HEALTHY COOKBOOK

WWW.JAMIECARROLLFITNESS.COM